

20

YEARS
OF PRODUCT INNOVATION
& INDUSTRY FIRSTS



Banas Stones[®]
redefining NATURAL STONE

20

YEARS
OF PRODUCT INNOVATION
& INDUSTRY FIRSTS

Banas Stones® established its North American operations in 2005.

Our 2024-2025 season marks 20 Years of Canadian operations - two decades of product innovation - *and countless industry firsts.*

20
YEARS
OF PRODUCT INNOVATION
& INDUSTRY FIRSTS

Being a family owned and operated company drives our core values: *safety and quality. It also enables us to innovate in how we bring our products to market, making it easier for homeowners to bring their visions to life outdoors.*

Our years of experience are demonstrated best through our innovative fabrication abilities. We push the envelope and create new, contemporary lines and finishes, square cut, custom fabrication and jumbo slabs - just some of the product innovations we have instituted over the past two decades with a direct footprint in the North American Market.



Trusted by Architects, Professionals & Homeowners

Banas Stones stands behind the quality of our product with a Limited Lifetime guarantee. We support our dealers and professional contractors throughout the project process for consult on installation, product assortment and of course care and maintenance of our products.



Stone Care Products

Our line of care products and tools were introduced to complement all of our stone products. Our cleaners and coatings were developed and are manufactured in Germany with the Banas team. We have also created our own line of premium blades and accessories.



Technology & Tools

Our Banas Stones Visualizer helps you to see the finished product for all applications, also available as a mobile app for both Android and iOS!

The Banas Stones Difference: Ethically sourced & sustainably harvested stone.

Maintaining complete control of the entire fabrication process allows Banas to ensure ethical and sustainable practices from quarry to distribution - while maintaining superior quality.



Each stone is hand checked for quality prior to packing and shipping to our distribution centre.



Crates are labelled and uniquely marked with the Banas Stones packing material.



Shipments are properly treated to ensure that foreign bodies are not introduced into the North American ecosystem.

Our Employees

As an extension of the Banas Stones family, we place focus on the safety and wellbeing of both our employees and their families.



Provide access to medical care both onsite at our quarries and to the community.



Donated school buildings to ensure that children of our employees have access to quality education.



Quarries + factories are outfitted with state of the art equipment with an emphasis on safety.

The Environment

Being mindful of our environmental footprint is our top priority. After mining, our quarries are rejuvenated into environments that give back to the community and the earth.



For every tree that is removed, we plant 10.



We were able to fill the land with fruit trees that will keep giving back to the community.



We work with the local governments to ascertain the best use of the land and optimal return to the environment.

Our Quarries

Banas Stones has twenty operating quarries to extract premium quality sandstone, limestone, and granite products across the Indian subcontinent. The quarries are equipped with state of the art machinery and technology, as well as highly skilled and motivated workers to provide customers with a wide variety of sizes, colours and textures to choose from.



The Banas Stones® Advantage

The use of natural stone in your landscape, provides a combination of warmth and style to any project large or small.

When picking the stone for your project, it is important to consider your needs for the application. Aesthetically, natural stone provides authentic subtle variations or stark contrasts that cannot be replicated by manufactured stone, despite advancements in technology.

Natural stone features imperfections, textures and tonal variation that have formed over thousands of years. With a variety of natural stone to choose from, your imagination is the limit for your outdoor space.

Browse our collections to discover the wide variety of colour and texture that we have curated in Travertine, Sandstone, Limestone and Granite. No two stones are alike, colour variations are to be expected and embraced.

The possibilities are endless. We have gathered some inspirational Banas projects to get you started.

LOOK FOR THESE SYMBOLS



ETHICALLY SOURCED



HIGH TRAFFIC + DURABILITY



FEATURED IN BANAS VISUALIZER + MOBILE APP



CUSTOM SIZES ARE AVAILABLE



POOL DECK FRIENDLY



BANAS FORMULATED PRODUCTS AVAILABLE



Be inspired | 5

Projects
Pavers
Jumbo Slabs
Coping
Steps

Stone Collections | 17

NEW French Limestone
NEW Premium Travertine
Sandstone
Limestone
Granite
Polished Pebbles

Respect your investment | 85

Premium Tools
Care Products

Discover your style | 85

INVITING

environments



Partridge Fine Landscapes has created an inviting oasis that blends with nature. This patio features a mix of Banas Slate Grey and Flint Sandstone. Sharp lines and contrasting colours draw your eye toward each beautifully executed detail -- from the pool to the patio and everything in between.






refreshing DESIGNS

Three Seasons Landscape features Venetian Crema pool coping for a sleek pool surround on Festival Way. Water features are also topped with Venetian Crema for a crisp finish on modern pool elements.



Three Seasons Landscape created a quaint getaway on Sunset Drive with a complete makeover utilizing Banas Silver Grey Jumbo Slabs, Pool and Pillar coping. Rockfaced edges bring a natural aesthetic to this contemporary design.





J & L Premier Landscape Inc | Casper Limestone

PAVERS

with impact

Create inlays, use a random mix, or use a monochromatic palette.



J & L Premier Landscape Inc | Silver Grey Limestone




JUMBO

Slabs

Make an impact with Jumbo Slabs. Install on patios or walkways, or create custom countertops for stunning outdoor kitchens and workspaces.

Choose from polished or flamed finishes for custom surfaces that fit any style.



Planit Green | Silver Grey Custom Jumbo Slab



Planit Green | Silver Grey

Welcome home! These larger than life entrances greet guests with a grand gesture. Choose to enjoy the inherent colour variations of natural stone, adding personality to any project.



J & L Premier Landscape Inc

Casper Jumbo Slabs uniquely constructed as floating steps in this backyard pool.



Partridge Fine Landscapes | Silver Grey

A natural warm landscape is made complete by floating Jumbo Slabs in Silver Grey, marrying innovative design with a natural surround for this serene backyard escape.



Pure Escape Designs: Imperial Black

POOL

Coping



Coping surround for every shape and size is possible with Natural Stone. Design your dream pool surround and let nature take its course.



Planit Green: Silver Grey



Silver Sapphire applied to create visual texture.

STEPS

by design



Partridge Fine Landscapes uses Slate Grey for a this entry way.



Partridge Fine Landscapes uses Dove Grey Steps to accent this side entry.



Antique Black Steps



DTL Landscapes & Design Inc. | Bronte

DISCOVER OUR 2024 COLLECTION

LUXURIOUS

French Limestone

NEW for 2024,

Banas brings the timeless beauty of a French Limestone range to the North American homes. This collection features a Sandblasted Top Finish for the ultimate luxurious texture, offered in two shades.



French Chateau | 21
French Riviera | 23

French Chateau

Top Finish: Sandblasted



600 x 1200 mm
(24 x 48")



300 x 600 mm
(12 x 24")



450 x 600 mm
(18 x 24")



600 x 600 mm
(24 x 24")




900 x 600 mm
(36 x 24")

Complete your project with corresponding coping, steps, curbs and caps.


Steps

Bottom calibrated
48", 60", 72", 84" or 96"



Curb

Bottom calibrated
31" or 48"



Pier Caps



Wall & Pool Coping



French Riviera

Top Finish: Acid Washed



600 x 1200 mm
(24 x 48")



300 x 600 mm
(12 x 24")



450 x 600 mm
(18 x 24")



600 x 600 mm
(24 x 24")




900 x 600 mm
(36 x 24")

Complete your project with corresponding coping, steps, curbs and caps.

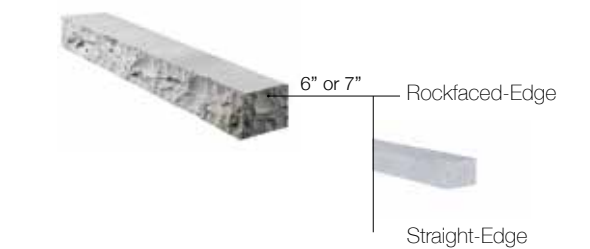
Steps

Bottom calibrated
48", 60", 72", 84" or 96"



Curb

Bottom calibrated
31" or 48"




Pier Caps



French Limestone

Wall & Pool Coping



DISCOVER OUR 2024 COLLECTION

PREMIUM

Travertine

NEW for 2024

Luxury meets nostalgia
with Banas Premium Travertine Collection.
Create magical landscapes, inspired by
the beauty of natural stone.



Caramel Premium | 27

Light Premium | 29

Silver Mix Premium | 31

Malibu Premium | 33

Caramel Premium

3 cm | Top Finish: A mixed palette of rich caramel colours with a luxurious honed and tumbled top finish.



Pavers



400 x 600 mm
(16 x 24")

Inquire for additional size availability.

Wall & Pool Coping

Top Finish: Honed + Tumbled

Complete your project with corresponding coping. Exclusively available for all colours.

Bullnose Edge



Bullnose Rebated



Straight-Edge



Straight-Edge, Rebated



Deluxe Set



Assortment:
8 x 8, 8 x 16, 16 x 16, 16 x 24"
An assortment of mixed sizes for the optimal Travertine installation.



Light Premium

3 cm | Top Finish: A mixed palette of light brown colours with a luxurious honed and tumbled top finish.

Pavers



400 x 600 mm
(16 x 24")

Inquire for additional size availability.

Wall & Pool Coping

Top Finish: Honed + Tumbled

Complete your project with corresponding coping. Exclusively available for all colours.

Bullnose Edge



Bullnose Rebated



Straight-Edge



Straight-Edge, Rebated



Deluxe Set



Assortment:
8 x 8, 8 x 16, 16 x 16, 16 x 24"

An assortment of mixed sizes for the optimal Travertine installation.

Premium Travertine

Silver Mix Premium[®]

3 cm | Top Finish: A mixed palette of silvery grey colours with a luxurious honed and tumbled top finish.



Pavers



400 x 600 mm
(16 x 24")

Inquire for additional size availability.

Wall & Pool Coping

Top Finish: Honed + Tumbled

Complete your project with corresponding coping. Exclusively available for all colours.

Bullnose Edge



Bullnose Rebated



Straight-Edge



Straight-Edge, Rebated



Deluxe Set




Assortment:
8 x 8, 8 x 16, 16 x 16, 16 x 24"

An assortment of mixed sizes for the optimal Travertine installation.

Premium Travertine

Malibu Premium

3 cm | Top Finish: A mixed palette of rich caramel and silver colours with a luxurious honed and tumbled top finish.



Pavers



400 x 600 mm
(16 x 24")

Inquire for additional size availability.

Wall & Pool Coping

Top Finish: Honed + Tumbled

Complete your project with corresponding coping. Exclusively available for all colours.

Bullnose Edge



Bullnose Rebated



Straight-Edge



Straight-Edge, Rebated



Deluxe Set



Assortment:
8 x 8, 8 x 16, 16 x 16, 16 x 24"
An assortment of mixed sizes for the optimal Travertine installation.

Premium Travertine

Sandstone

Sedimentary rock

Banas Stones has curated a wide tonal colour range from white, cream, and tan to deep browns, some with hints of purples. The presence of iron or manganese oxides creates the lovely reds, yellows and rusty-browns of some sandstones.

Natural textures of the stone will juxtapose your modern designs or blend beautifully with more natural environments. Our smoother, square cut finishes are a natural extension to more modern aesthetics.

Use our Banas shampoos and enhancers to keep these stones and really bring out the texture and colours offered.



Natural | Sandblasted | Honed | Bushhammered top finishes available

Lavender | 37

Beige | 39

Dove Grey | 41

Imperial Black | 43

Slate Grey | 45

Brown | 47

Flint | 49

Fossil | 51

Bronte | 53

Venetian Crema | 55



Sandstone

Sedimentary rock



Lavender

Top Finish: Natural Cleft

Unique, slight brown earthtone colour palette with subtle cool undertones. Works well with both contemporary and traditional landscape designs. Exceptional physical performance.

Pavers Sizes | 25 mm thickness
Ideal for Walkways, Pool Decks, Patios



300 x 600 mm
(12 x 24")*

450 x 600 mm
(18 x 24")*

600 x 600 mm
(24 x 24")*

900 x 600 mm
(36 x 24")*

600 x 1200 mm
(24 x 48")
NEW



Jumbo Slabs Sizes | 50 mm (2") thickness
Ideal for Countertops, Walkways, Pool Decks,
Water features and Custom Applications

Edge Finish: Rockfaced

24 x 72"

24 x 60"

24 x 48"

36 x 72"

36 x 96"

48 x 72"

48 x 96"

Steps

Bottom calibrated
Rockfaced

6" or 7"



16"D

48", 60", 72", 84" or 96"

Curbs

Bottom calibrated
Rockfaced

6" or 7"



31" or 46"

6"

Pier Caps

Rockfaced

3"



24 x 24"
28 x 28"
30 x 30"

Wall & Pool Coping

2" Bullnosed Edges



12", 16"

48"

2" Rockfaced or Square Edges



12", 14" or 16"

48", 60", 72"

2" Rebated



12", 16"


48"

1" Coping



12"

48"



Sandstone

Sedimentary rock




Beige

Top Finish: Natural Cleft

A creamy neutral enhanced by a pronounced natural stone texture
Blends well with both contemporary and traditional landscape designs

Pavers Sizes | 25 mm thickness
Ideal for Walkways, Pool Decks, Patios



300 x 600 mm
(12 x 24")*

450 x 600 mm
(18 x 24")*

600 x 600 mm
(24 x 24")*

900 x 600 mm
(36 x 24")*

600 x 1200 mm
(24 x 48")
NEW



Jumbo Slabs Sizes | 50 mm (2") thickness

Ideal for Countertops, Walkways, Pool Decks,
Water features and Custom Applications

Edge Finish: Rockfaced

24 x 72"

24 x 60"

24 x 48"

36 x 72"

36 x 96"

48 x 72"

48 x 96"

Steps

Rockfaced
Bottom calibrated



6" or 7"

Curbs

Rockfaced
Bottom calibrated



31" or 46"

Pier Caps

Rockfaced

24 x 24"
28 x 28"
30 x 30"



3"

Wall & Pool Coping

2" Bullnosed



12", 16"

2" Rockfaced or Square Edges



14" or 16"

2" Rebated



12", 16"


1" Coping



12"

Note: We recommend using our Floor Shampoo product to maintain and protect the natural creamy tones in this stone.

*imperial conversions for pavers are rounded up to display even numbers



Sandstone

Sedimentary rock




Note: We recommend using our Floor Shampoo product to maintain and protect the natural creamy tones in this stone.

Dove Grey

Top Finish: Natural Cleft

A rich grey tonal colour with rich texture makes this stone one of our best sellers. Works well with both contemporary and traditional landscape designs.

Pavers Sizes | 25 mm thickness
Ideal for Walkways, Pool Decks, Patios



300 x 600 mm
(12 x 24")*

450 x 600 mm
(18 x 24")*

600 x 600 mm
(24 x 24")*

900 x 600 mm
(36 x 24")*

600 x 1200 mm
(24 x 48")
NEW



Jumbo Slabs Sizes | 50 mm (2") thickness
Ideal for Countertops, Walkways, Pool Decks,
Water features and Custom Applications

Edge Finish: Rockfaced

24 x 72"

24 x 60"

24 x 48"

36 x 72"

36 x 96"

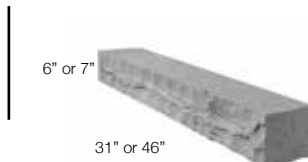
48 x 72"

48 x 96"

Steps
Rockfaced
Bottom calibrated



Curbs
Rockfaced
Bottom calibrated



Pier Caps
Rockfaced



Wall & Pool Coping

2" Bullnosed



2" Rockfaced or Square Edges




2" Rebated



1" Coping



*imperial conversions for pavers are rounded up to display even numbers



Sandstone

Sedimentary rock




Note: We recommend using our Floor Shampoo product to maintain and protect the natural creamy tones in this stone.

Imperial Black

Top Finish: Natural Cleft
 A variety of earthtones make this a warmer black stone for a seamless blend with naturally occurring stone. Works well with both contemporary and traditional landscape designs.

Pavers Sizes | 27 mm thickness
 Ideal for Walkways, Pool Decks, Patios



300 x 600 mm (12 x 24")*
 450 x 600 mm (18 x 24")*
 600 x 600 mm (24 x 24")*
 900 x 600 mm (36 x 24")*
 600 x 1200 mm (24 x 48") **NEW**

Jumbo Slabs Sizes | 50 mm (2") thickness
 Ideal for Countertops, Walkways, Pool Decks, Water features and Custom Applications



Edge Finish: Rockfaced
 24 x 72" 24 x 60" 24 x 48" 36 x 72" 36 x 96" 48 x 72" 48 x 96"

Steps
 Rockfaced
 Bottom calibrated



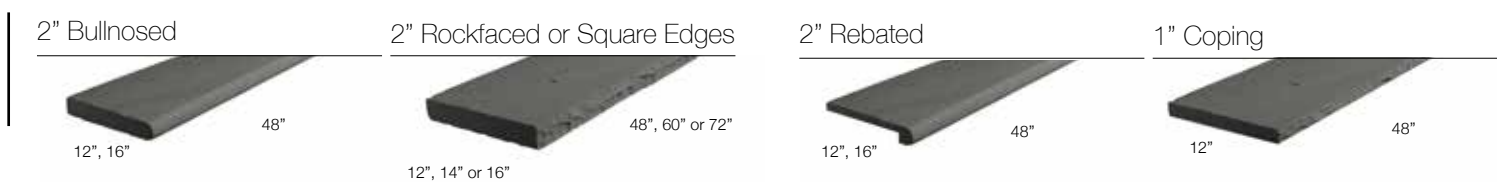
Curbs
 Rockfaced
 Bottom calibrated




Pier Caps
 Rockfaced



Wall & Pool Coping



*imperial conversions for pavers are rounded up to display even numbers



Sandstone

Sedimentary rock

Cedar Springs Landscapes





Slate Grey

Top Finish: Natural Cleft

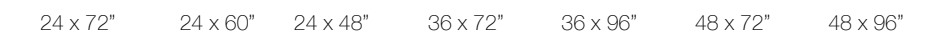
A grey stone mix offering a variety in grey tones for a unique finished product that works well with both contemporary and traditional landscape designs.

Pavers Sizes | 25 mm thickness
Ideal for Walkways, Pool Decks, Patios



Jumbo Slabs Sizes | 50 mm (2") thickness
Ideal for Countertops, Walkways, Pool Decks, Water features and Custom Applications

Edge Finish: Rockfaced



Steps
Rockfaced
Bottom calibrated



Curbs
Rockfaced
Bottom calibrated



Pier Caps
Rockfaced



Wall & Pool Coping

2" Bullnosed



2" Rockfaced or Square Edges



2" Rebated



1" Coping



Note: We recommend using our Floor Shampoo product to maintain and protect the natural creamy tones in this stone.

*imperial conversions for pavers are rounded up to display even numbers



Sandstone

Sedimentary rock

Let's Landscape Together Inc



Brown

Top Finish: Natural Cleft

A brown blend with rust undertones

Works well with both contemporary and traditional landscape designs

Pavers Sizes | 25 mm thickness
Ideal for Walkways, Pool Decks, Patios



300 x 600 mm (12 x 24")*
450 x 600 mm (18 x 24")*
600 x 600 mm (24 x 24")*
900 x 600 mm (36 x 24")*
600 x 1200 mm (24 x 48")
NEW



Jumbo Slabs Sizes | 50 mm (2") thickness
Ideal for Countertops, Walkways, Pool Decks, Water features and Custom Applications

Edge Finish: Rockfaced

24 x 72" 24 x 60" 24 x 48" 36 x 72" 36 x 96" 48 x 72" 48 x 96"

Steps
Rockfaced
Bottom calibrated



Curbs
Rockfaced
Bottom calibrated



Pier Caps
Rockfaced



Wall & Pool Coping

2" Bullnosed



2" Rockface Edges



2" Rebated




1" Coping



Note: We recommend using our Floor Shampoo product to maintain and protect the natural creamy tones in this stone.

*imperial conversions for pavers are rounded up to display even numbers



Sandstone

Sedimentary rock



Note: We recommend using our Floor Shampoo product to maintain and protect the natural creamy tones in this stone.

Flint

Top Finish: Natural Cleft

A mixed blend of lighter cool tones, works well with both contemporary and traditional landscape designs

Pavers Sizes | 25 mm thickness
Ideal for Walkways, Pool Decks, Patios



300 x 600 mm
(12 x 24")*

450 x 600 mm
(18 x 24")*

600 x 600 mm
(24 x 24")*

900 x 600 mm
(36 x 24")*

600 x 1200 mm
(24 x 48")
NEW



Jumbo Slabs Sizes | 50 mm (2") thickness
Ideal for Countertops, Walkways, Pool Decks,
Water features and Custom Applications

Edge Finish: Rockfaced

24 x 72" 24 x 60" 24 x 48" 36 x 72" 36 x 96" 48 x 72" 48 x 96"

Steps
Rockfaced
Bottom calibrated



Curbs
Rockfaced
Bottom calibrated



Pier Caps
Rockfaced



Wall & Pool Coping

2" Bullnosed



2" Rockfaced or Square Edges




2" Rebated



1" Coping



*imperial conversions for pavers are rounded up to display even numbers



Sandstone

Sedimentary rock



Note: We recommend using our Floor Shampoo product to maintain and protect the natural creamy tones in this stone.

Fossil

Top Finish: Natural Cleft

This striking varied palette makes an impact in any space, the name fossil lends itself to the natural quality of the stone to contain fossil variations within the cream and rust undertones. Works well with earthy, contemporary and traditional landscape designs.

Pavers Sizes | 25 mm thickness
Ideal for Walkways, Pool Decks, Patios



Steps
Rockfaced
Bottom calibrated



Curbs
Rockfaced
Bottom calibrated



Pier Caps
Rockfaced



Wall & Pool Coping

2" Bullnosed



2" Rockfaced or Square Edges




2" Rebated



1" Coping



*imperial conversions for pavers are rounded up to display even numbers



Sandstone

Sedimentary rock

DTL Landscapes & Design Inc.




Note: We recommend using our Floor Shampoo product to maintain and protect the natural creamy tones in this stone.

Bronte

Top Finish: Natural Cleft

Unique, brown earthtone colour palette with subtle texture and variation. Works well with both contemporary and traditional landscape designs

Pavers Sizes | 25 mm thickness
Ideal for Walkways, Pool Decks, Patios



300 x 600 mm (12 x 24")*
450 x 600 mm (18 x 24")*
600 x 600 mm (24 x 24")*
900 x 600 mm (36 x 24")*
600 x 1200 mm (24 x 48")
NEW



Jumbo Slabs Sizes | 50 mm (2") thickness
Ideal for Countertops, Walkways, Pool Decks, Water features and Custom Applications

Edge Finish: Rockfaced

24 x 72" 24 x 60" 24 x 48" 36 x 72" 36 x 96" 48 x 72" 48 x 96"

Steps
Rockfaced
Bottom calibrated



Curbs
Rockfaced
Bottom calibrated



Pier Caps
Rockfaced



Wall & Pool Coping

2" Bullnosed



2" Rockface Edges



2" Rebated



1" Coping





Bancheri Bros. Interlocking and Paving Corp.

Sandstone

Sedimentary rock



Note: We recommend using our Floor Shampoo product to maintain and protect the natural creamy tones in this stone.

Venetian Crema

Top Finish: Shotblasted, Sandblasted

A contemporary finish with deep white and cream tones. The thinner profile makes this ideal for indoor and outdoor use. Works well with a modern or urban landscape design.

Pavers Sizes | 22 mm
Ideal for Walkways, Pool Decks, Patios



300 x 600 mm
(12 x 24")*

450 x 600 mm
(18 x 24")*

600 x 600 mm
(24 x 24")*

900 x 600 mm
(36 x 24")*

600 x 1200 mm
(24 x 48")
NEW



Jumbo Slabs Sizes | 50 mm (2") thickness
Ideal for Countertops, Walkways, Pool Decks,
Water features and Custom Applications
Edge Finish: Square, Rockfaced

24 x 72"

24 x 60"

24 x 48"

30 x 72"

Steps
Square
Bottom calibrated



Curbs
Square
Bottom calibrated



Pier Caps
Square
24 x 24"
28 x 28"
30 x 30"



Wall & Pool Coping

2" Bullnosed



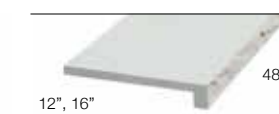
12", 16"

2" Rockfaced or Square Edges



12", 14" or 16"

2" Rebated



12", 16"

1" Coping



12"

Top Finish: Shotblasted, Sandblasted

*imperial conversions for pavers are rounded up to display even numbers

Limestone

Sedimentary rock

A sedimentary rock can have a very diverse chemical composition, which can result in a variety of different colours -- even within a single cut of the stone.

Our collection of Limestones range from earthy tones of browns, beiges, greys and blacks.

With natural, sandblasted, honed and bush hammered finishes, Banas has curated and fabricated a wide range of Limestone that offer a tonal monochromatic finish with smooth surfaces that offer visual texture.

Due to its susceptibility to acid, it is not recommended that limestone be cleaned with an acid-based cleaner. A neutral or mildly alkaline cleaner is recommended for use on limestone so as not to damage the stone.

Enhance the colour intensity with Banas care products or enjoy the natural aging process of this incredible stone.




Natural | Sandblasted | Honed | Bushhammered | Acid Washed | Tumbled finishes available

Kota Black | 59

Antique Black | 61

Silver Grey | 63

Casper | 65



Limestone

Sedimentary rock



Tip: Use Banas Colour Intensifier for a deeper black colour and to continue enjoying the deep black tones for years.

Kota Black

Top Finish: Natural, Tumbled

Offers a striking mix of deep black tones which weathers nicely to grey tones, with a subtle natural texture. This highly durable stone works well with modern, contemporary and traditional landscape designs.

Pavers Sizes | 25 mm thickness
Ideal for Walkways, Pool Decks, Patios



300 x 600 mm
(12 x 24")*

450 x 600 mm
(18 x 24")*

600 x 600 mm
(24 x 24")*

900 x 600 mm
(36 x 24")*

600 x 1200 mm
(24 x 48")
NEW



Jumbo Slabs Sizes | 50 mm (2") thickness
Ideal for Countertops, Walkways, Pool Decks,
Water features and Custom Applications

Edge Finish: Rockfaced

24 x 72"

24 x 60"

24 x 48"

36 x 72"

36 x 96"

Steps
Rockfaced
Bottom calibrated



Curbs
Rockfaced
Bottom calibrated



Pier Caps
Rockfaced



Wall & Pool Coping

2" Bullnosed Edges



2" Rockfaced




2" Rebated



1" Coping



*imperial conversions for pavers are rounded up to display even numbers



Limestone
Sedimentary rock

Bomar Landscaping Inc.




Tip: Use Banas Colour Intensifier for a deeper black colour and to continue enjoying the deep black tones for years.

Antique Black

Top Finish: Acid Wash
Muted black tones with a smooth, visually textured top finish that is smooth to touch. Works well with both contemporary and traditional landscape designs.

Pavers Sizes | 25 mm or 30 mm thickness
Ideal for Walkways, Pool Decks, Patios



Jumbo Slabs Sizes | 50 mm (2") thickness
Ideal for Walkways, Pool Decks, Water features and Custom Applications

Edge Finish: Rockfaced
24 x 72" 24 x 60" 24 x 48" 36 x 72" 36 x 96" 48 x 72" 48 x 96"

Steps
Rockfaced
Sawn




Curbs
Rockfaced
Sawn




Pier Caps
Rockfaced



Wall & Pool Coping



*imperial conversions for pavers are rounded up to display even numbers



Limestone

Sedimentary rock

J & L Premier Landscape



Note: We recommend using our Floor Shampoo product to maintain and protect the natural creamy tones in this stone.

Silver Grey

Top Finish: Flamed

A lighter grey mix with a subtle textured pattern providing a tonal complement to your landscape. Smooth texture that works well with both contemporary and traditional landscape designs.

Pavers Sizes | 25 mm or 30mm thickness
Ideal for Walkways, Pool Decks, Patios



300 x 600 mm
(12 x 24")*

450 x 600 mm
(18 x 24")*

600 x 600 mm
(24 x 24")*

900 x 600 mm
(36 x 24")*

600 x 1200 mm
(24 x 48")
NEW



Jumbo Slabs Sizes | 50 mm (2") thickness
Ideal for Countertops, Walkways, Pool Decks,
Water features and Custom Applications

Edge Finish: Rockfaced

24 x 72"

24 x 60"

24 x 48"

36 x 72"

36 x 96"

48 x 72"

48 x 96"

Steps

Rockfaced
Sawn



Curbs

Rockfaced
Sawn



Pier Caps

Rockfaced



Wall & Pool Coping

2" Bullnosed



2" Rockfaced or Square Edges




2" Rebated



1" Coping



*imperial conversions for pavers are rounded up to display even numbers



Limestone

Sedimentary rock

J & L Premier Landscape




Casper

Top Finish: Shotblasted

Tactile texture, providing layers of subtle grey and white tones in a muted finish. This smooth surface provides a more modern or contemporary aesthetic.

Pavers Sizes | 25 mm or 30 mm thickness
Ideal for Walkways, Pool Decks, Patios



300 x 600 mm
(12 x 24")*

450 x 600 mm
(18 x 24")*

600 x 600 mm
(24 x 24")*

900 x 600 mm
(36 x 24")*

600 x 1200 mm
(24 x 48")
NEW

Jumbo Slabs Sizes | 50 mm (2") thickness
Ideal for Countertops, Walkways, Pool Decks,
Water features and Custom Applications

Edge Finish: Rockfaced, Square Edged

24 x 72"

24 x 60"

24 x 48"

36 x 72"

36 x 96"

48 x 72"

48 x 96"


Steps

Rockfaced
Square Edge
Sawn



Curbs

Rockfaced
Square Edge
Sawn



Pier Caps

Rockfaced
Square



Wall & Pool Coping

2" Bullnosed



2" Rockfaced or Square Edges



2" Rebated



1" Coping



*imperial conversions for pavers are rounded up to display even numbers

Granite

Igneous rock

Our Granite collections offer bold patterns for statement focal points and subdued textures for intense uniform colour palettes.

One of the most popular types of stone used in architecture, construction and decoration. Its dense grain makes it highly resistant to scratching and staining. Its intense colours and patterns work well in full-sun for a lasting finish.

This stone is considered an eco-friendly product because it doesn't emit harmful gasses or contain chemicals. Production and quarrying processes are more responsible than ever. This renewable resource can be reused for all types of cladding and flooring.

Granite is one of the hardest substances in the world, second only to diamonds. The white mineral grains that you see in granite are feldspar, which is the most abundant rock on the planet, comprising around 60% of the earth's surface.

Take advantage of this durable stone for polished countertops and accents.



Flamed | Polished | Sandblasted | Bush Hammered | Honed | Tumbled top finishes available


Black Pearl | 69

Fine Grey | 71

Salt & Pepper | 73

Graphite Black | 75

Silver Sapphire | 77



Endless Landscape Design

Granite

Igneous rock






Black Pearl

Top Finish: Flamed

Rich black colour blended with a fine top texture and pearl highlights.
Highly durable, weathers well. Works well with both contemporary and modern or urban landscape designs.

Pavers Sizes | 25 mm thickness
Ideal for Walkways, Pool Decks, Patios



Jumbo Slabs Sizes | 50 mm (2") thickness
Ideal for Countertops, Walkways, Pool Decks,
Water features and Custom Applications


Edge Finish: Rockfaced

24 x 72" 24 x 60" 24 x 48" 36 x 72" 36 x 96" 48 x 72" 48 x 96"

Steps
Bottom calibrated
Rockfaced



Curbs
Bottom calibrated
Rockfaced



Pier Caps
Rockfaced



Wall & Pool Coping

2" Bullnose



2" Rockfaced and Square Edges




2" Rebated



1" Coping



Note: We recommend using our enhancer to maintain the intensity of these vibrant colours.



Granite

Igneous rock



Note: We recommend using our enhancer to maintain the intensity of these vibrant colours.

Fine Grey

Top Finish: Flamed

A lighter alternative to the typical black granite, offers a fine textured finish for a uniform look. Highly durable, weathers well. Works well with both contemporary and modern or urban landscape designs.

Pavers Sizes | 25 mm thickness
Ideal for Walkways, Pool Decks, Patios



300 x 600 mm
(12 x 24")*

450 x 600 mm
(18 x 24")*

600 x 600 mm
(24 x 24")*

900 x 600 mm
(36 x 24")*


600 x 1200 mm
(24 x 48")
NEW

Jumbo Slabs available upon request.

Steps
Bottom calibrated
Rockfaced



Curbs
Bottom calibrated
Rockfaced



Pier Caps
Rockfaced



Wall & Pool Coping


2" Bullnosed



2" Rockfaced or Square Edges



2" Rebated



1" Coping



*imperial conversions for pavers are rounded up to display even numbers


Salt & Pepper

Top Finish: Flamed

Striking black and white speckle that works well as a focal feature in any landscape.
Works well with both contemporary and modern or urban landscape designs. Perfect for interior or exterior cladding.



Pavers Sizes | 25 mm thickness
Ideal for Walkways, Pool Decks, Patios




Jumbo Slabs available upon request.

Steps
Bottom calibrated
Rockfaced



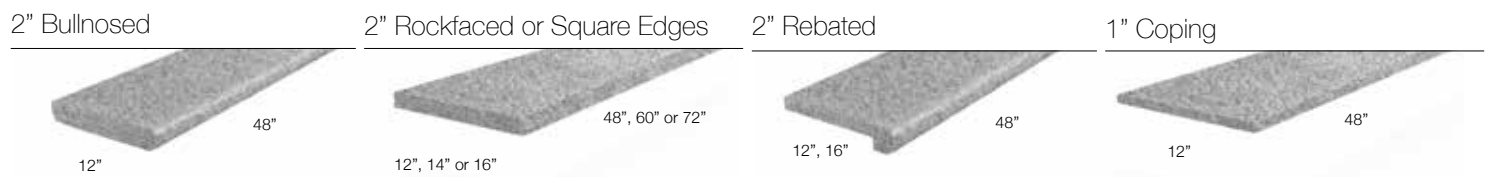
Curbs
Bottom calibrated
Rockfaced



Pier Caps
Rockfaced
24 x 24"
28 x 28"
30 x 30"



Wall & Pool Coping



Top Finish: Flamed


Granite

Igneous rock



Note: We recommend using our enhancer to maintain the intensity of these vibrant colours.

*imperial conversions for pavers are rounded up to display even numbers



Granite

Igneous rock




Note: We recommend using our enhancer to maintain the intensity of these vibrant colours.

Graphite Black

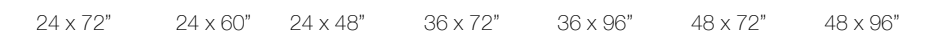
Top Finish: Shotblasted, Waterjet
 Rich black colour blended with a fine top texture and pearl highlights.
 Highly durable, weathers well. Works well with both contemporary and modern or urban landscape designs.

Pavers Sizes | 25 mm thickness
 Ideal for Walkways, Pool Decks, Patios



Jumbo Slabs Sizes | 50 mm (2") thickness
 Ideal for Countertops, Walkways, Pool Decks,
 Water features and Custom Applications


Edge Finish: Rockfaced



Steps
 Bottom Calibrated
 Rockfaced



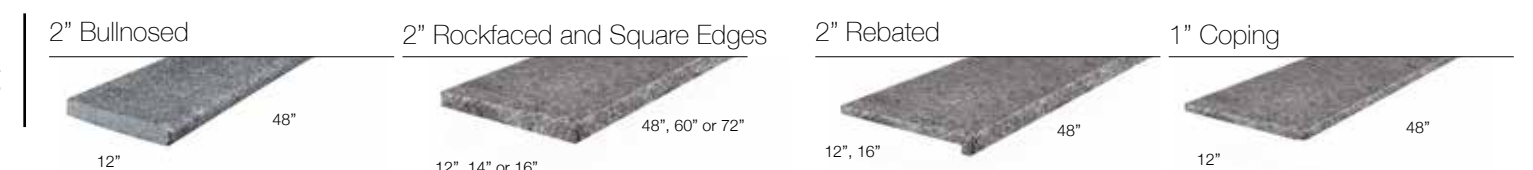
Curbs
 Bottom Calibrated
 Rockfaced



Pier Caps
 Rockfaced



Wall & Pool Coping



Top Finish: Flamed

*imperial conversions for pavers are rounded up to display even numbers



Granite

Igneous rock



Note: We recommend using our enhancer to maintain the intensity of these vibrant colours.

Silver Sapphire


Top Finish: Shotblasted, Waterjet

White, black and grey stippled texture for an impactful application everytime. Works well with modern, contemporary and or urban landscape designs. Perfect for interior or exterior cladding.

Pavers

Sizes | 25 mm thickness

Ideal for Walkways, Pool Decks, Patios, Interior / Exterior Cladding



300 x 600 mm
(12 x 24")*



450 x 600 mm
(18 x 24")*



600 x 600 mm
(24 x 24")*



900 x 600 mm
(36 x 24")*




600 x 1200 mm
(24 x 48")
NEW

Steps
Bottom calibrated
Square Edge
Rockfaced



Curbs
Bottom calibrated
Square Edge
Rockfaced




Pier Caps
Rockfaced




Wall & Pool Coping


2" Bullnosed




2" Rockfaced or Square Edges



2" Rebated



1" Coping



*imperial conversions for pavers are rounded up to display even numbers

Designer Pebbles

We have expanded our line of pebbles to include both polished and tumbled, with an assortment of colours that will complement any project. Traditionally, the polished pebbles help with drainage while providing a unique aesthetic to any landscape. Consider making polished pebbles a feature by colour blocking larger areas for a cost effective feature to any landscape project.

These also work between larger slabs, as a complement to water features and bordering driveways and patios.

Discover the possibilities.



Ash Grey



Peppered Granite



Black Polished



Solar Flare



Charcoal Grey



Amber



Maui Red



Emerald Green



Eggshell



Polar White



Baltic Sea



Assorted


RESPECT

your investment

Premium Tools

Banas premium diamond blade was designed and crafted with the durability to sustain cutting through the most rigid products:

- Sandstone
- Limestone
- Granite
- Concrete
- Asphalt
- Other various landscape materials



MULTI PURPOSE
MASONRY BLADE
12" + 14" available

Premium blade designed and fabricated for precision and durability..



14" CUTTING BLADE

Specifically designed for cutting through porcelain and manufactured stone products with ease.

Each blade is specially crafted with the durability to sustain cutting all natural stone products as well as engineered stones such as concrete, interlock and asphalt. All of our diamond blades are laser welded with precisely arranged diamonds throughout the segment to maximize efficiency, fast cutting speeds and longer blade life.

** Operating saw blades at rotational speeds higher than the maximum RPM speed specified by the blade manufacturer can cause blade damage and possibly personal injury. Inspect the blade before each use for damage or excessive wear, core crack or arbor damage. If the blade cuts slow, inspect the rim to see if it has glazed over (smooth edge with no diamonds protruding). If there are little or no diamonds protruding, the material that is being cut is too tough and has sheered off the diamonds. To expose fresh diamonds, run the blade in abrasive concrete blocks for a few minutes then return to cutting. Always choose the blade best suited for each application.*

Care + Cleaning Products



RUST
REMOVER
500ml

- Effortlessly remove rust and stains from natural + artificial stones
- Apply with a brush, scrubber or mop - depending on the intensity of the rust



COLOUR
INTENSIFIER
1000ml + 1 GALLON

- Created to intensify the colour of natural or artificial stones, long-term
- Works well to help resist stains on natural stone and concrete products
- Perfect for rough surfaces



THE
IMPREGNATOR
1000ml + 1 GALLON

- Innovative short-term dirt and water repellent
- Effective on natural and polished finishes
- Applicable on humid stone
- Neutral pH value



FLOOR
SHAMPOO
1000ml

- Acid-free alternative for natural stone + artificial stone products
- Effectively remove tough stains from grout or concrete
- Works on most organic stains as well
- Interior/Exterior use



GROUT
DESTROYER
950ml


- Carefully curated to remove grout and/or any residue concrete may have caused
- 100% all natural + biodegradable
- Acid-free formula
- Great for clean up on all types of natural stone
- Spray nozzle applicator

Designed,
developed and
made in Germany


Define your style.

An outdoor project can seem daunting. So many decisions to make. It's important to consider how you will use the space and what your priorities are for the finished project. Part of the planning process is looking for inspiration for your project. What are the elements that you would like to include? What are your goals for the space that you are creating?

It can be difficult to choose the best stone for your outdoor space — as you have a lot of options when it comes to natural stone pavers and slabs. Take queues from your architecture or natural surroundings to pick a stone, finish and layout that works best to complement your space.



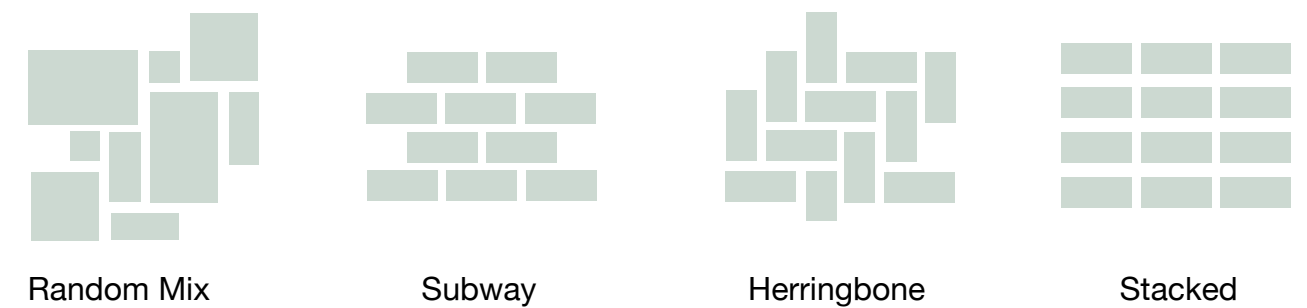
Our Natural stone pavers can be made of granite, sandstone and limestone — colors vary naturally and can offer a rich, textured, earthy appearances as well as smooth, streamlined and cleaner finishes. You can choose flat-topped uniform stone or rough-edged or rock-faced installations.



Sandblasted | Shotblasted Polished Honed Flamed Natural Cleft

Design your layout.

Mixing various stone sizes can create a gorgeous, rugged look with a lot of detail, while uniform dimensional stone offer more linear and symmetrical patterns that lend themselves to a more contemporary or modern look. Combining colours also allows you to add a wow factor to your design.



Finalizing the details

Finalizing the details can be tough, that's why Banas has created a visualizer tool available online and as a mobile app! Our app available for Android and iOS.

Use the Visualizer to pick the stone, layout and sample common landscapes to see what your choices will look like installed. We've included our in-stock and custom collections for you to place in various settings using multiple layouts, grout joint colour and thickness.



Scan the barcode to visit the mobile site or visit on your desktop at www.banasstones.com

Value + Design Packs

Banas Value + Design Packs are pre-packaged to provide convenience, simplicity and economy -- allowing you to create a random pattern with ease! Combine multiple Packs for larger projects, or individually purchase our standard sizes when when a top up is needed to complete your project.

VALUE

packs

- Value Packs are comprised of a mix of 5 Flagstone sizes
- Enables you to create your own random mix design for smaller projects
- Easy to configure with minimal cutting
- Expandable to connect multiple kits in a repeat random pattern
- Approximately 160 sq.ft.



SPECIFICATIONS

Size	300 x 300 mm (12 x 12")*	300 x 600 mm (12 x 24")*	450 x 600 mm (18 x 24")*	600 x 600 mm (24 x 24")*	900 x 600 mm (36 x 24")*
Qty	10	10	10	10	10
Thickness	25 mm				




PATTERN

packs

SPECIFICATIONS

Size	30 x 30 cm	30x60 cm	60 x 60 cm	60 x 90 cm
Qty	24	12	24	12
Thickness	25 mm			

- Approximately 216 sq.ft.



DESIGN


packs

- Each Banas Design Pack is comprised of a mix of custom sizes to allow for easy installation with a 10mm wide joint
- An Illustrated layout is supplied to guide in-stallation. No cutting will be required if you follow the pattern supplied!
- Stones have been calibrated and sized in connecting squares and rectangles to ensure a smooth installation
- Approximately 154 sq.ft.

SPECIFICATIONS

Size	290 x 290 mm	600 x 290 mm	600 x 600 mm	900 x 600 mm
Qty	12	11	11	9
Thickness	25 mm			





@banasstones



WWW.BANASSTONES.COM

Banas Stones®

DISTRIBUTION CENTRE (NORTH AMERICA)
 8144 King Street
 Bolton, ON
 L7E 0T8
 Phone: 905.857.9684 Fax: 905.957.9685
 Email: info@banasstones.com

AUTHORIZED DEALER



TO VERIFY THE AUTHENTICITY OF BANAS STONES PRODUCTS, ENSURE THAT ALL CRATES ARE LABELED WITH "BANAS".